

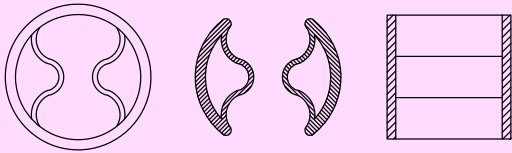
# COLUMN COMPONENTS

Packings require for various pipe sections (Kgs.)

Pipe Section	Packing size						
	Vol (L)	FC	FC 12	FC 15	FC 25	FCB 40	FCB 50
PS3/1000	5	3	3	2	-	-	-
PS4/1000	8	-	4	3	3	-	-
PS6/1000	18	-	9	7	7	-	-
PS9/1000	37	-	-	15	15	15	-
PS12/1000	66	-	-	17	30	25	-
PS16/1000	125	-	-	-	65	50	53
PS18/1000	165	-	-	-	90	65	70
PS24/1000	295	-	-	-	-	115	125

## Notes of use of Column Packing

- Due to their low bulk densities, Glass Raschig rings are particularly suitable for packing glass columns.
- Generally, the ratio of Column diameter to packing diameter should not be less than 8:1.
- When using smaller packing size, a small layer of larger packing should be used on packing support, to prevent the smaller packing falling through.
- In vacuum application and applications involving high vapour velocities, packing may be lifted and may damage to other parts. To prevent this, a packing retainer (PTFE perforated plates) should be used above the packed section.



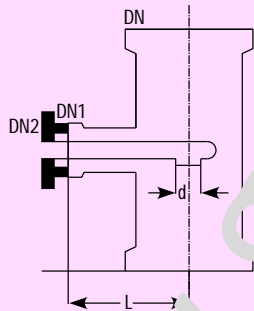
## PALL RINGS

Pall Rings are also available for column packing as per below specification.

Cat.Ref.	Size	Bulk Density Kg/Ltr	Specific Surface m <sup>2</sup> /m <sup>3</sup>	Glass
FCP30	30x30	0.3	234	Borosilicate
FCP40	40x40	0.3	187	Borosilicate
FCP50	50x50	0.32	140	Borosilicate

## COLUMN FEED PIPE

Feed pipe directs the process fluid to the centre of the column.

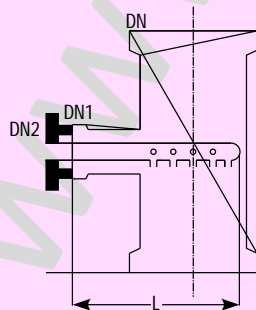


Cat.Ref.	DN	DN1	DN2	L	d
FP3	80	25	25	100	12
FP4	100	25	25	125	12
FP6	150	40	25	150	19
FP9	225	40	25	175	19
FP12	300	40	25	225	19
FP16	400	40	25	275	19
FP18	450	40	25	300	19
FP24	600	50	40	450	25

DN refers the nominal diameter of the column.

## COLUMN FEED SPARGERS

In column feed spargers, holes are provided at three sides of pipe.



Cat.Ref.	DN	DN1	DN2	L	Holes
SPG3	80	25	25	125	21x2mm
SPG4	100	25	25	150	21x2mm
SPG6	150	40	25	200	27x2mm
SPG9	225	40	25	275	27x2mm
SPG12	300	40	25	350	30x3mm
SPG16	400	40	25	450	39x3mm
SPG18	450	40	25	500	39x3mm
SPG24	600	50	40	650	60x3mm

DN refers the nominal diameter of the column.