

## STRUCTURE FITTINGS

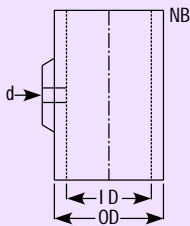
Following structure fittings are available to use with galvanised tubes in order to form a tubular structure for a glass plant. These fittings are made of cast iron. Also available in Stainless Steel 304 & 316 and are suitable to the galvanised tubes described earlier.

These slidable fittings are provided with grub screws to fix it at required position on a galvanised tube.

These fittings are specially made to construct a tubular structure which provides enough flexibility for future modifications without involving any hammering and welding.

### STRUCTURE FITTINGS - GENERAL DATA

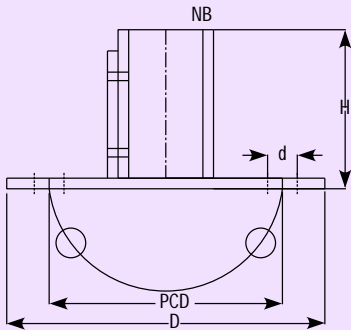
NB	TUBE DIA	ID	OD	d
25	32.5	35	45	1/2"
30	42.5	45	55	1/2"
40	48.3	51	61	1/2"
50	60.3	63	73	1/2"



### STRUCTURE FITTINGS - BASE

These are to be used with vertical tubes. Holes are provided for foundation.

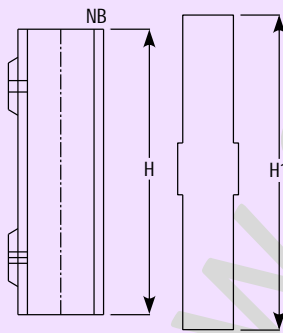
Cat.Ref.	NB	D	H	PCD	d $\phi$
BS25*	25	150	75	110	4 x 14 $\phi$
BS30*	30	150	75	110	4 x 14 $\phi$
BS40	40	150	75	110	4 x 14 $\phi$
BS50	50	175	75	125	4 x 14 $\phi$



### STRUCTURE FITTINGS - COUPLER

These are generally used to couple the vertical tubes where more length is require.

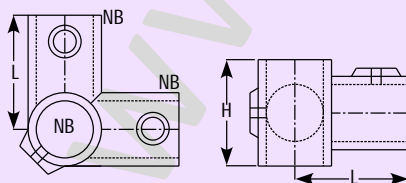
Cat.Ref.	NB	H	H1
CL25	25	150	200
CL30	30	150	200
CL40	40	150	200
CL50	50	150	200



### STRUCTURE FITTINGS - BEND

These are used to build frames on vertical tubes.

Cat.Ref.	NB	H	L
BN 25*	25	50	55
BN30*	30	65	70
BN40	40	70	80
BN50	50	85	95



\* marked items are available fast.