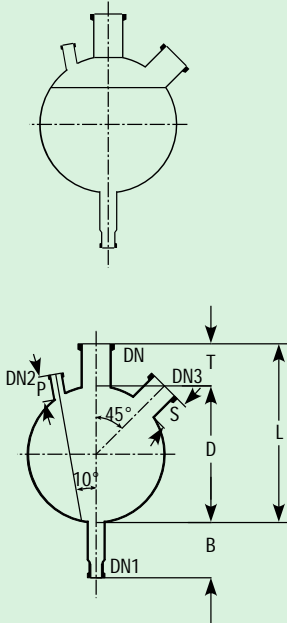
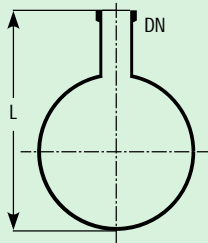


SPHERICAL VESSEL - General Data



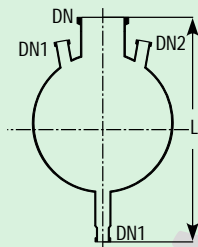
Nominal Capacity (Ltrs.)	Maximum Pressure (Bar)
5	1
10	0.8
20	0.7
50	0.5
100	0.4
200	0.3
300	0.2
500	0.1

Nominal Capacity (Ltrs.)	L	D	DN	T	DN1	B	DN2	P	DN3	S
5	425	223	50	85	25	125	25	50	40	75
10	500	285	80	100	25	125	25	50	40	75
20	575	350	100	100	25	125	25	50	40	75
50	800	490	150	150	40	200	40	75	100	100
100	900	600	225	150	40	200	40	75	100	100
200	1100	750	300	250	40	200	40	75	100	100
300	1175	860	400	250	50	175	50	75	100	100
500	1400	1000	450	250	50	200	50	75	150	165



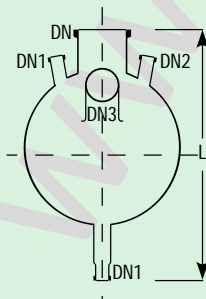
SINGLE NECK SPHERICAL VESSELS

Cat. Ref.	Nominal Capacity	L	DN
VSA5	5 L	300	50
VSA10	10 L	375	80
VSA20	20 L	450	100
VSA50	50 L	600	150
VSA100	100 L	700	225
VSA200	200 L	900	300
VSA300	300 L	1000	400
VSA500	500 L	1200	450



THREE NECK BOTTOM OUTLET SPHERICAL VESSELS

Cat. Ref.	Nominal Capacity	L	DN	DN1	DN2
VSM5	5 L	450	50	25	25
VSM10	10 L	500	80	25	25
VSM20*	20 L	575	100	25	25
VSM50*	50 L	800	150	40	40
VSM100	100 L	900	225	40	40
VSM200	200 L	1100	300	40	40
VSM300	300 L	1175	400	50	50
VSM500	500 L	1400	450	50	50



FOUR NECK BOTTOM OUTLET SPHERICAL VESSELS

Cat. Ref.	Nominal Capacity	L	DN	DN1	DN2	Dn3
VSPL5	5 L	425	50	25	25	40
VSPL10	10 L	500	80	25	25	40
VSPL20	20 L	575	100	25	25	40
VSPL50	50 L	800	150	40	40	100
VSPL100	100 L	900	225	40	40	100
VSPL200	200 L	1100	300	40	40	100
VSPL300	300 L	1175	400	50	50	100
VSPL500	500 L	1400	450	50	50	150