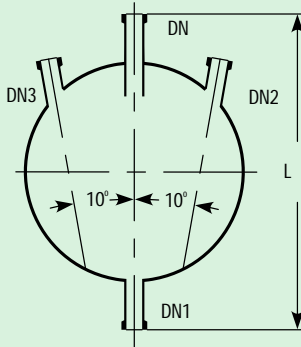


SPHERICAL RECEIVERS

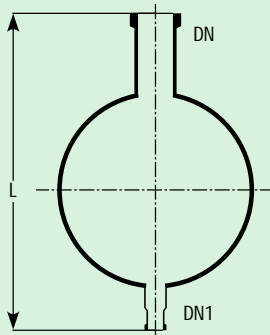
Receivers are provided with builtin drip pipe. These are to be supported on a vessel holding ring.



| Cat. Ref. | Nominal Capacity | L | DN | DN1 | (100) DN2 | (100) Dn3 |
|-----------|------------------|-----|----|-----|-----------|-----------|
| VR5* | 5 L | 350 | 25 | 25 | 25 | |
| VR10* | 10 L | 425 | 25 | 25 | 25 | |
| VR20* | 20 L | 500 | 25 | 25 | 25 | |
| VR50 | 50 L | 675 | 40 | 25 | 25 | |
| VRB5* | 5 L | 350 | 25 | 25 | 25 | 25 |
| VRB10 | 10 L | 425 | 25 | 25 | 25 | 25 |
| VRB20* | 20 L | 500 | 25 | 25 | 25 | 25 |
| VRB50 | 50 L | 675 | 40 | 25 | 25 | 25 |

ADDITION VESSELS

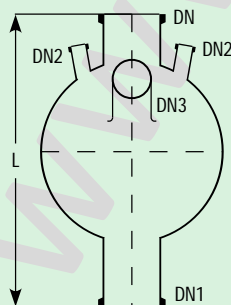
These vessels are provided with a short bottom outlet. These should be supported on a vessel holder/ holding ring.



| Cat. Ref. | Nominal Capacity | L | DN | DN1 |
|-----------|------------------|------|-----|-----|
| VA5* | 5 L | 375 | 360 | 50 |
| VA10* | 10 L | 435 | 80 | 25 |
| VA20* | 20 L | 510 | 100 | 25 |
| VA50 | 50 L | 675 | 150 | 40 |
| VA100 | 100 L | 775 | 225 | 40 |
| VA200 | 200 L | 975 | 300 | 40 |
| VA300 | 300 L | 1075 | 400 | 50 |
| VA500 | 500 L | 1400 | 450 | 50 |

SPHERICAL VESSELS WITH WIDE BOTTOM OUTLET

These vessels are generally used to fit immersion exchangers in the bottom. Special heating mantle or bath should be used if used with.



| Cat. Ref. | Nominal Capacity | L | DN | DN1 | DN2 | Dn3 |
|-----------|------------------|------|-----|-----|-----|-----|
| VSR50 | 50 L | 750 | 150 | 150 | 40 | 100 |
| VSR100 | 100 L | 850 | 225 | 150 | 40 | 100 |
| VSR200 | 200 L | 1050 | 300 | 150 | 40 | 100 |
| VSE50 | 50 L | 800 | 150 | 225 | 40 | 100 |
| VSE100 | 100 L | 900 | 225 | 225 | 40 | 100 |
| VSE200 | 200 L | 1100 | 300 | 225 | 40 | 100 |