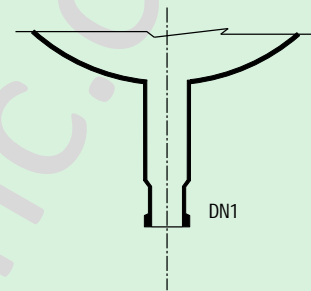


VESSELS WITH BOTTOM OUTLET VALVE SEAT

To fit a bottom outlet valve (BAL type) all spherical and cylindrical vessels can be supplied with valve seat in bottom outlet. For this, Add a suffix "/B" to the catalogue reference of a vessel, for e.g. 'VSL50' should be mentioned as 'VSL50/B'.

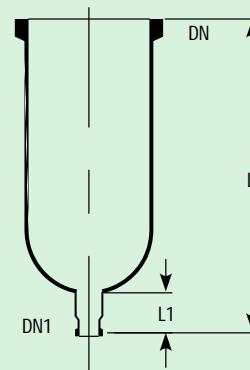
Notes on use of Spherical vessels.

- Generally, the centre nozzle, referred as DN in all types of vessels, is used for either stirrer fixing or if stirrer is not fixed, for vapour outlet.
- The bottom outlet, referred as DN1 in all types is used for drain. However, in type VSR & VSE, it is also used for fixing immersion heat exchanger.
- The small side nozzles, referred as DN2 in all types, are used
 - to fix thermometer pocket or,
 - to fix dip pipe for liquid inlet or,
 - to fix sparger for gas purging or,
 - to fix vacuum control or vent valve or,
 - for solid addition.
- The bigger side nozzle, referred as DN3, is used for vapour outlet where stirrer is fixed on centre neck. It can also be used for cleaning in case centre neck is used for vapour outlet.
- Vessels having long bottom outlet, viz VSM, VSPL, VSL, VS etc, can be supported in a heating mantle or heating bath. However, vessels having short bottom outlet, viz VS D, VSCY, VR, VA etc. are to be supported on a vessel holder only. In case of vessels upto 20L size, vessel holding rings can be used instead of vessel holder.



CYLINDRICAL VESSELS

Cat. Ref.	Nominal Capacity	DN	DN1	L	L1
VZ5/4	5 L	100	25	700	175
VZ10/6	10 L	150	25	700	175
VZ20/9	20 L	225	25	750	175
VZ50/12	50 L	300	40	1000	175
VZ100/18	100 L	450	40	900	175
VZ150/16	150 L	400	40	1400	175
VZ200/18	200 L	450	40	1500	175
VZ300/24	300 L	600	50	1300	175

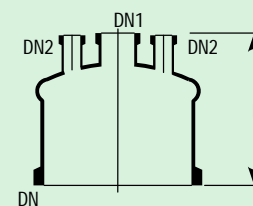


Cylindrical vessels of 50 Litres and above must be supported in a vessel holder.

Other accessories, like stirrers, baths, vessel holders etc, for cylindrical vessel scan be supplied to special orders.

CYLINDRICAL VESSEL COVERS

Cat. Ref.	DN	DN1	DN2	L
VZA4	100	-	2x25	200
VZA6	150	-	2x40	200
VZA9	225	50	3x25	250
VZA12	300	80	3x40	250
VZA16	400	100	3x40	275
VZA18	450	100	4x40	275
VZA24	600	100	4x40	300



KETTLES

Kettles are similar to cylindrical vessels but having a reduced top neck.

Cat. Ref.	Nominal Capacity	DN	DN1	L	L1	d
KZ200	200 L	300	40	1400	175	485
KZ350	350 L	400	50	1500	175	620

